



**NYU**

**TANDON SCHOOL  
OF ENGINEERING**

**Report on**

**Enrollment & Retention**

**Based on Official Data**  
**for**  
**Spring 2017**

Prepared by the  
Office of Assessment and Institutional Research

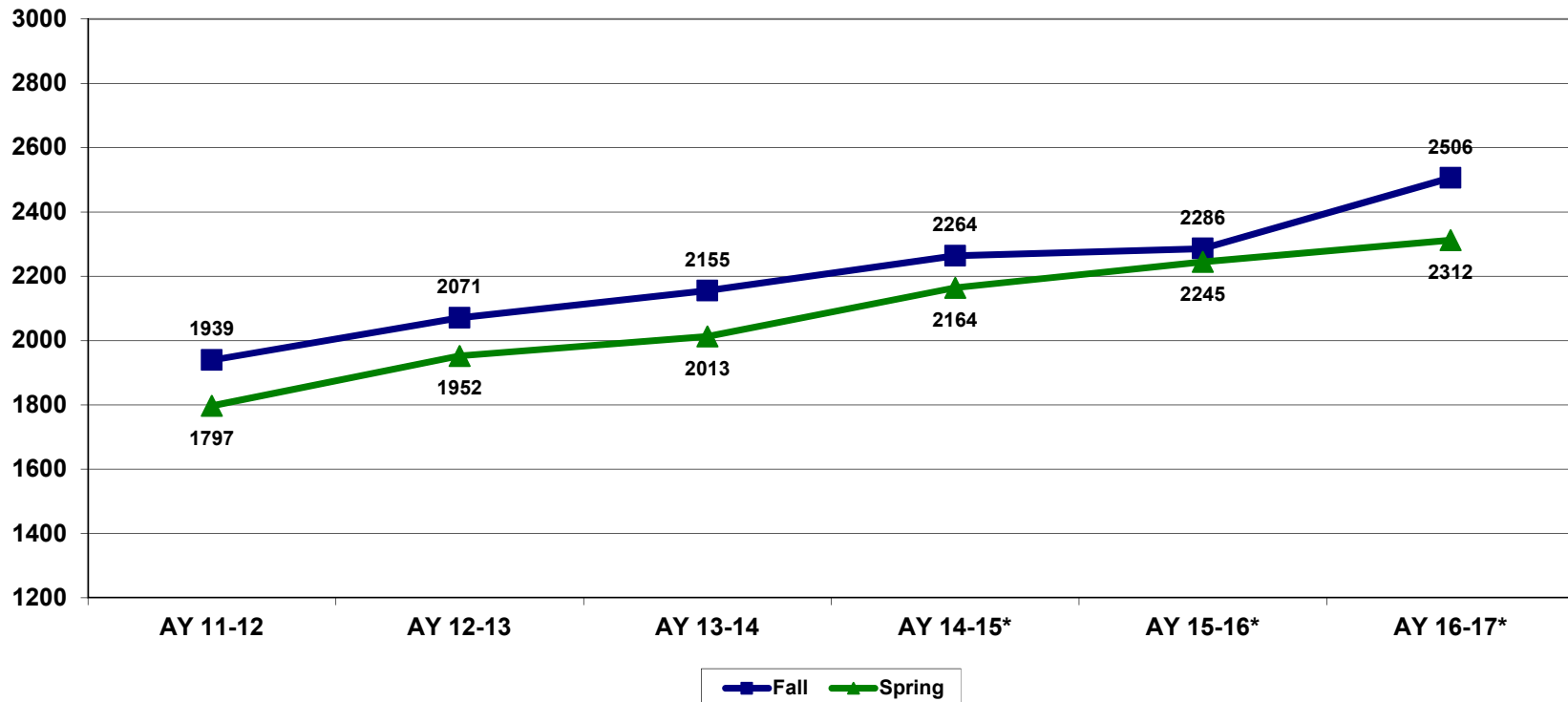
February 13, 2017

## Graphs and Tables

	<u>Page(s)</u>
Undergraduate Enrollment (Headcount) .....	1
Graduate Enrollment (Headcount) .....	3
Total School Enrollment (Headcount).....	5
Fall to Spring Undergraduate Retention Rates.....	7
Fall to Spring Graduate Retention Rates.....	9
Fall/Spring Registration Summary - Official Census Statistics .....	11-20

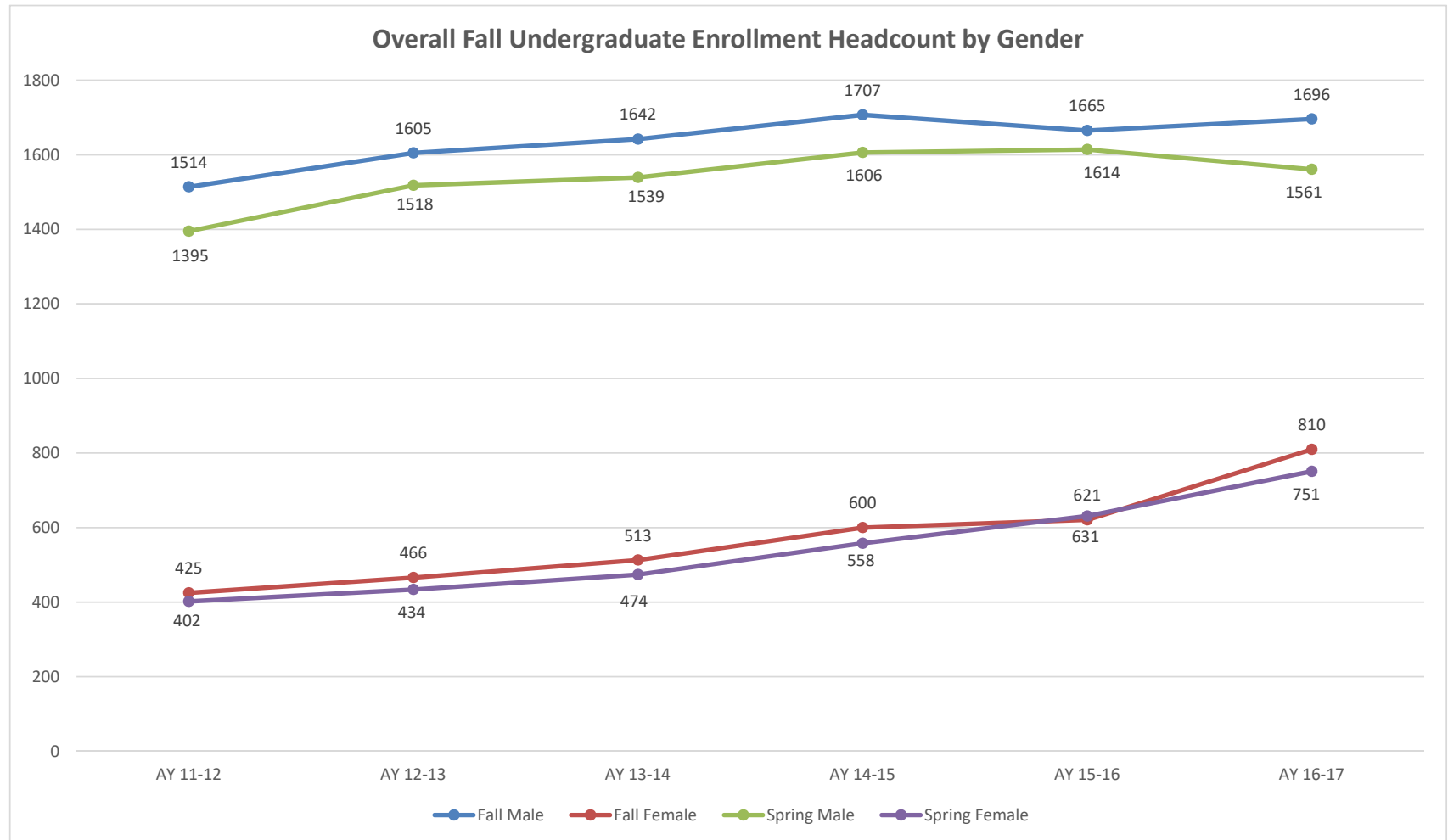


## Undergraduate Enrollment (Official, February 13, 2017)



	AY 11-12	AY 12-13	AY 13-14	AY 14-15*	AY 15-16*	AY 16-17*
<b>Fall</b>	1939	2071	2155	2264	2286	2506
<b>Spring</b>	1797	1952	2013	2164	2245	2312
<b>% Drop F-S</b>	-7.3%	-5.7%	-6.6%	-4.4%	-1.8%	-7.7%

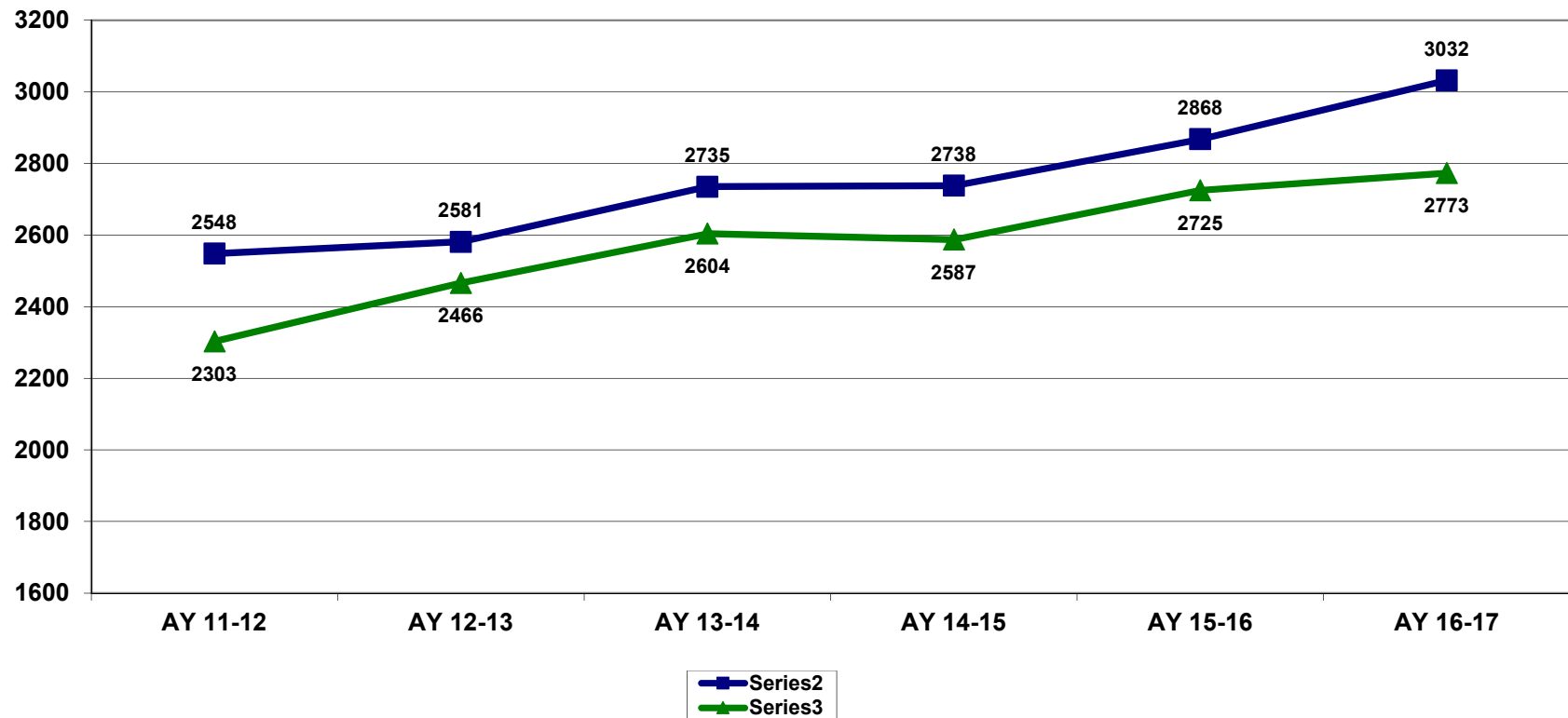
\* University Visitors are included in the overall Undergraduate Enrollment Headcount



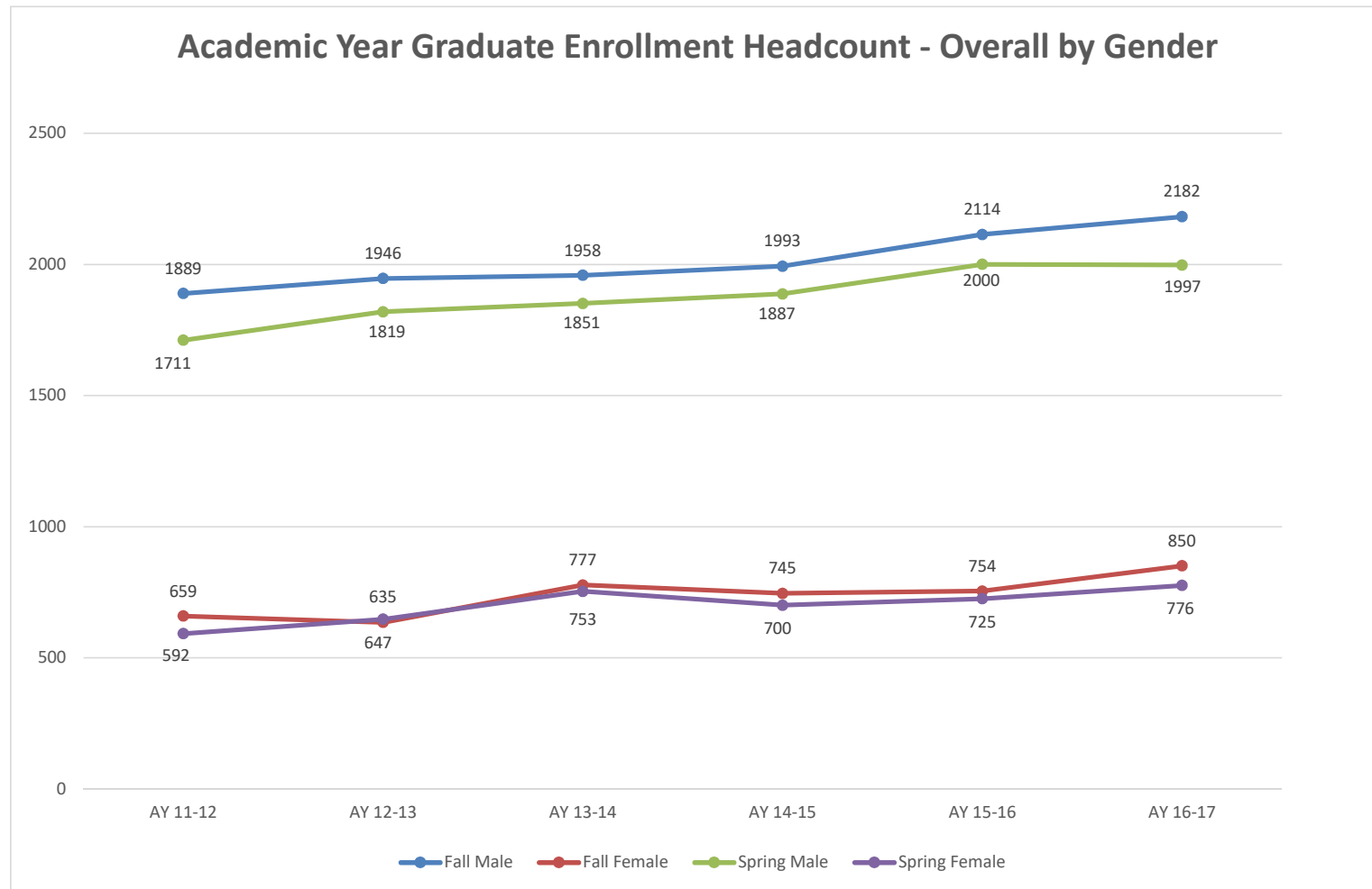
Term-Gender	AY 11-12	AY 12-13	AY 13-14	AY 14-15	AY 15-16	AY 16-17
Fall Male	1514	1605	1642	1707	1665	1696
Fall Female	425	466	513	600	621	810
Spring Male	1395	1518	1539	1606	1614	1561
Spring Female	402	434	474	558	631	751



## Graduate Enrollment (Official, February 13, 2017)



	AY 11-12	AY 12-13	AY 13-14	AY 14-15	AY 15-16	AY 16-17
Fall	2548	2581	2735	2738	2868	3032
Spring	2303	2466	2604	2587	2725	2773

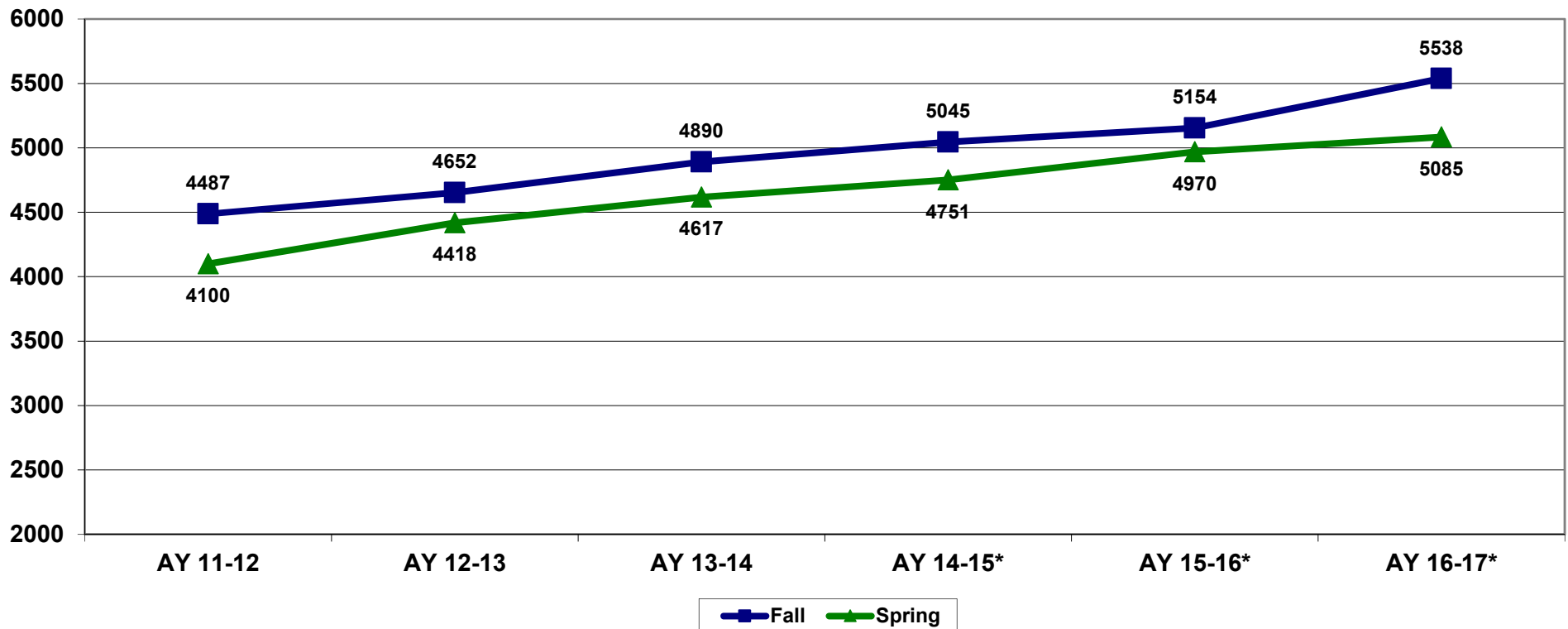


### Total Graduate Enrollment

Term-Gender	AY 11-12	AY 12-13	AY 13-14	AY 14-15	AY 15-16	AY 16-17
Fall Male	1889	1946	1958	1993	2114	2182
Fall Female	659	635	777	745	754	850
Spring Male	1711	1819	1851	1887	2000	1997
Spring Female	592	647	753	700	725	776

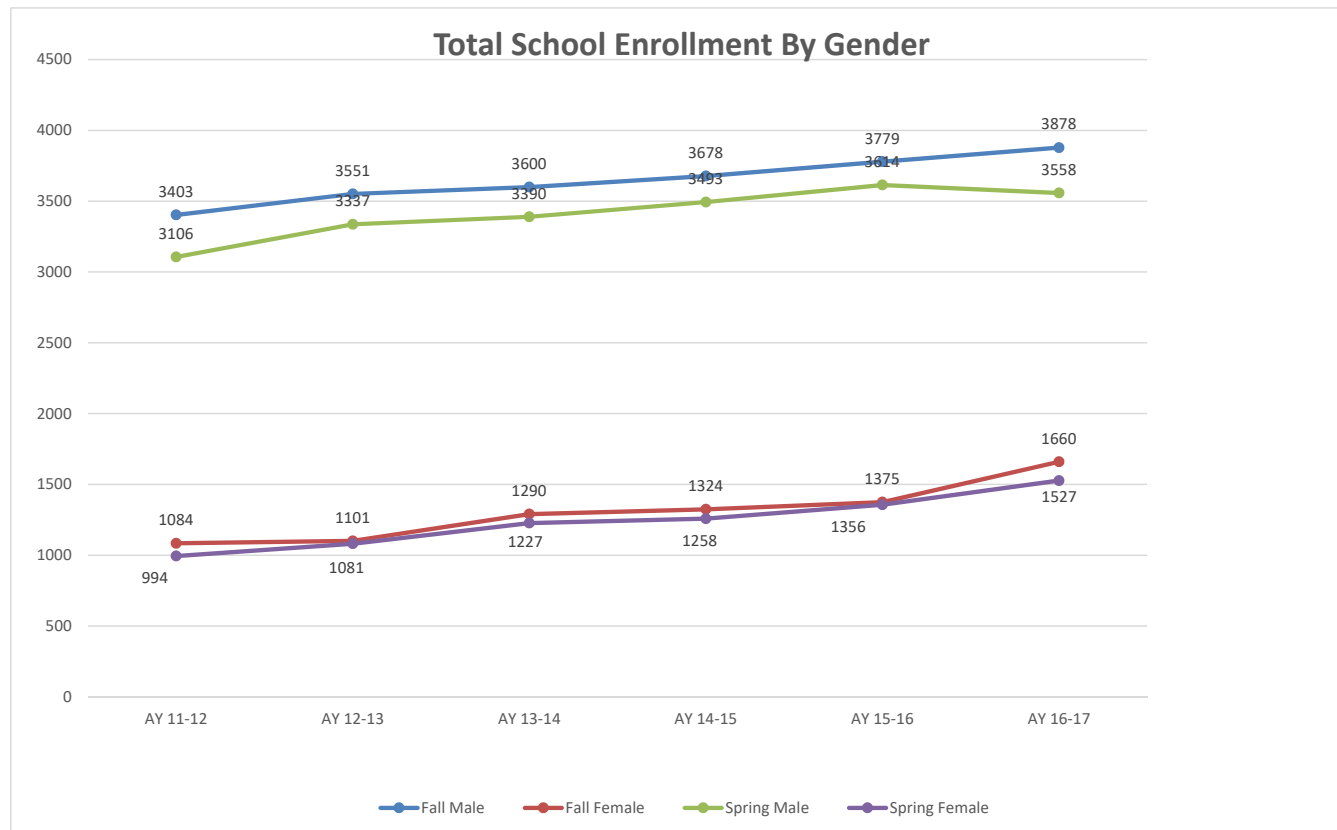


## Total School Enrollment (Official, February 13, 2017)



	AY 11-12	AY 12-13	AY 13-14	AY 14-15*	AY 15-16*	AY 16-17*
<b>Fall</b>	4487	4652	4890	5045	5154	5538
<b>Spring</b>	4100	4418	4617	4751	4970	5085
<b>% Drop F-S</b>	-8.6%	-5.0%	-5.6%	-5.8%	-3.6%	-8.2%

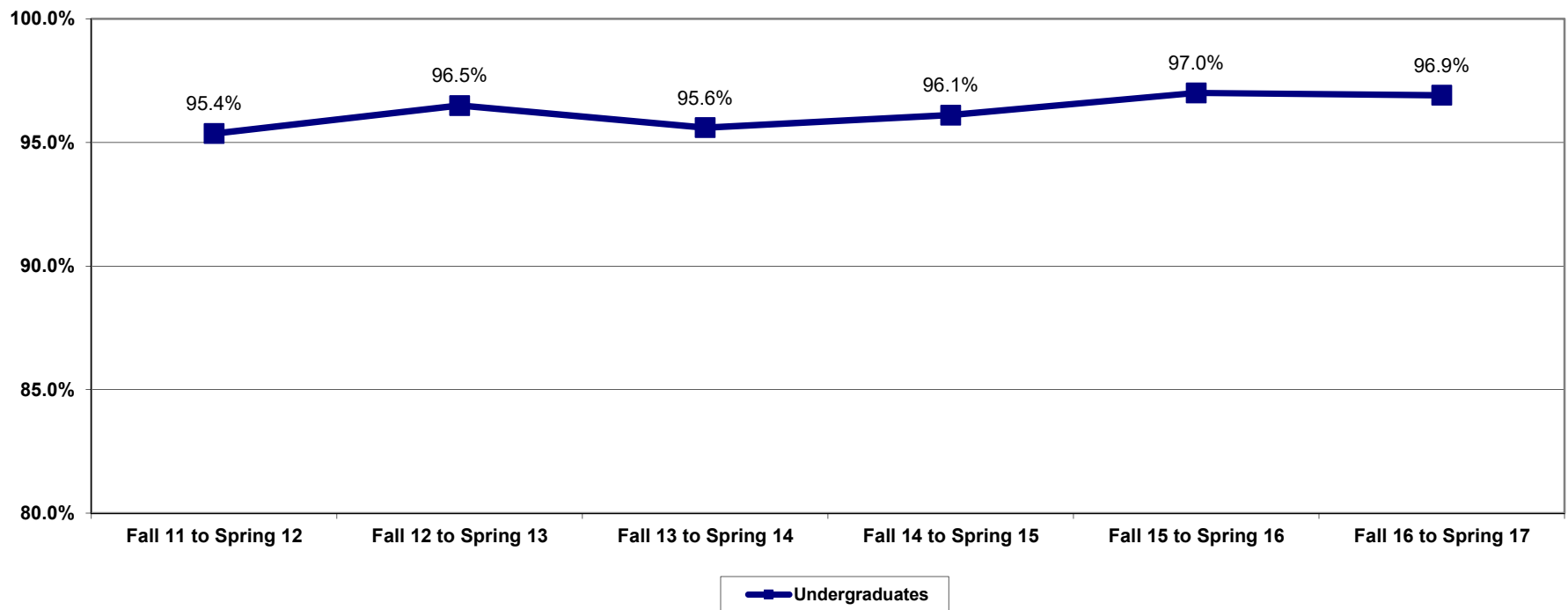
\* University Visitors are included in the overall Undergraduate Enrollment Headcount



Overall	<b>Term-Gender</b>	<b>AY 11-12</b>	<b>AY 12-13</b>	<b>AY 13-14</b>	<b>AY 14-15</b>	<b>AY 15-16</b>	<b>AY 16-17</b>
	Fall Male	3403	3551	3600	3678	3779	3878
	Fall Female	1084	1101	1290	1324	1375	1660
	Spring Male	3106	3337	3390	3493	3614	3558
	Spring Female	994	1081	1227	1258	1356	1527
Graduate	<b>Term-Gender</b>	<b>AY 11-12</b>	<b>AY 12-13</b>	<b>AY 13-14</b>	<b>AY 14-15</b>	<b>AY 15-16</b>	<b>AY 16-17</b>
	Fall Male	1889	1946	1958	1993	2114	2182
	Fall Female	659	635	777	745	754	850
	Spring Male	1711	1819	1851	1887	2000	1997
	Spring Female	592	647	753	700	725	776
Undergraduate	Fall Male	1514	1605	1642	1685	1665	1696
	Fall Female	425	466	513	579	621	810
	Spring Male	1395	1518	1539	1606	1614	1561
	Spring Female	402	434	474	558	631	751



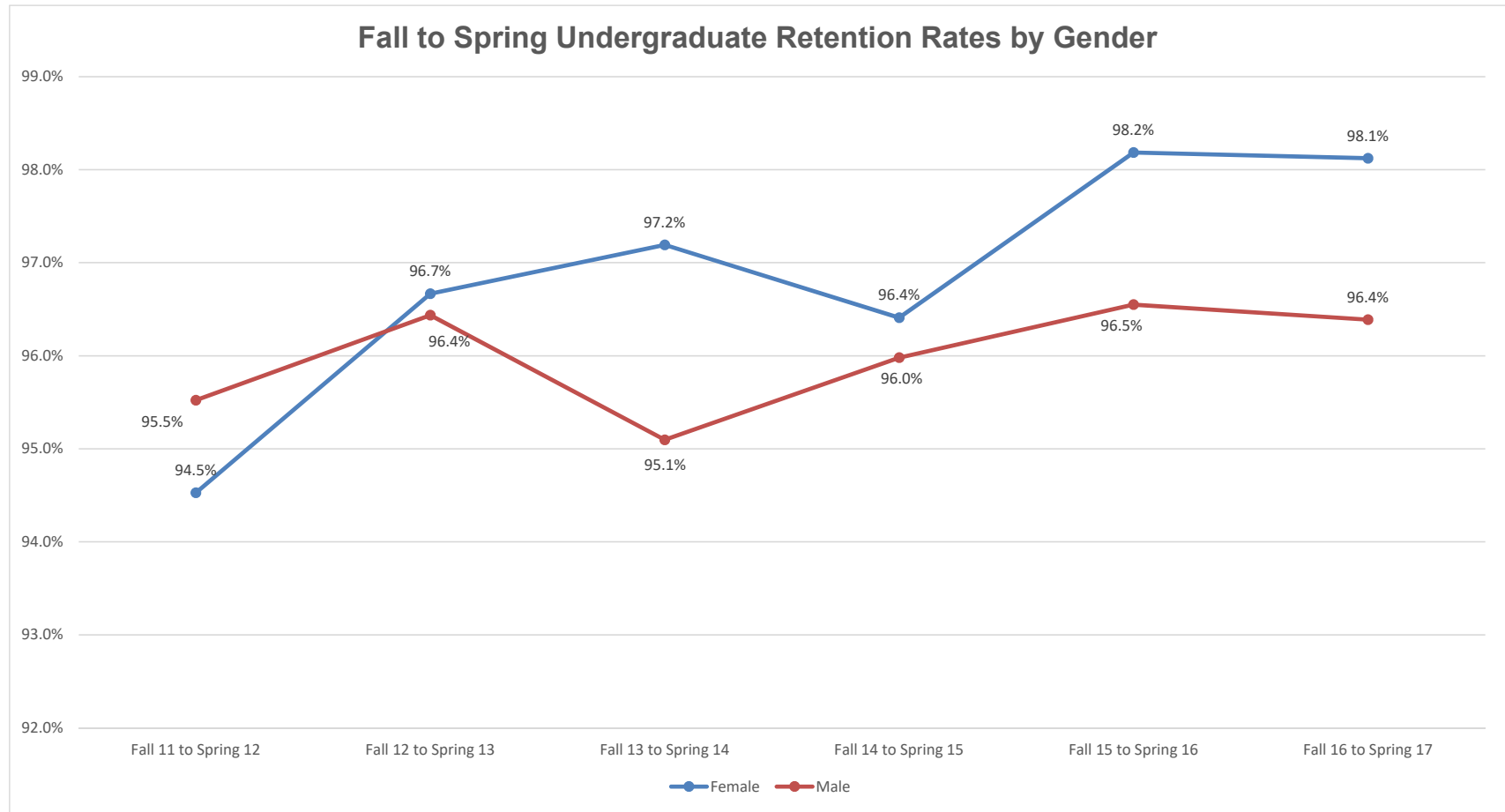
## Fall to Spring Undergraduate Retention Rates



Fall 11 to Spring 12   Fall 12 to Spring 13   Fall 13 to Spring 14   Fall 14 to Spring 15   Fall 15 to Spring 16   Fall 16 to Spring 17

### Official Stats

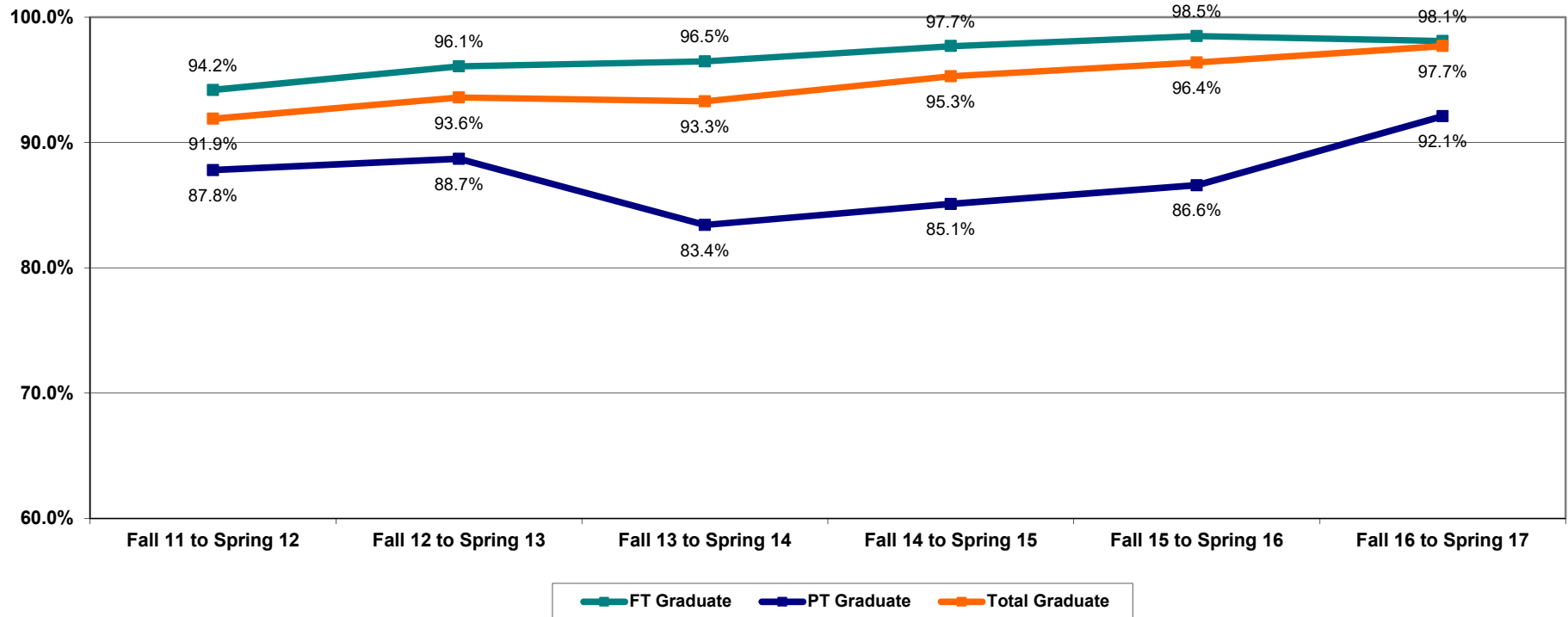
<b>Undergraduates</b>	95.4%	96.5%	95.6%	96.1%	97.0%	96.9%
-----------------------	-------	-------	-------	-------	-------	-------



Official Stats	Fall 11 to Spring 12	Fall 12 to Spring 13	Fall 13 to Spring 14	Fall 14 to Spring 15	Fall 15 to Spring 16	Fall 16 to Spring 17
Female	94.5%	96.7%	97.2%	96.4%	98.2%	98.1%
Male	95.5%	96.4%	95.1%	96.0%	96.5%	96.4%
Calculations						
Female	380	406	450	537	595	732
Male	1344	1407	1435	1552	1539	1521
Total Female	402	420	463	557	606	746
Total Male	1407	1459	1509	1617	1594	1578



## Fall to Spring Graduate Retention Rates



Fall 11 to Spring 12    Fall 12 to Spring 13    Fall 13 to Spring 14    Fall 14 to Spring 15    Fall 15 to Spring 16    Fall 16 to Spring 17

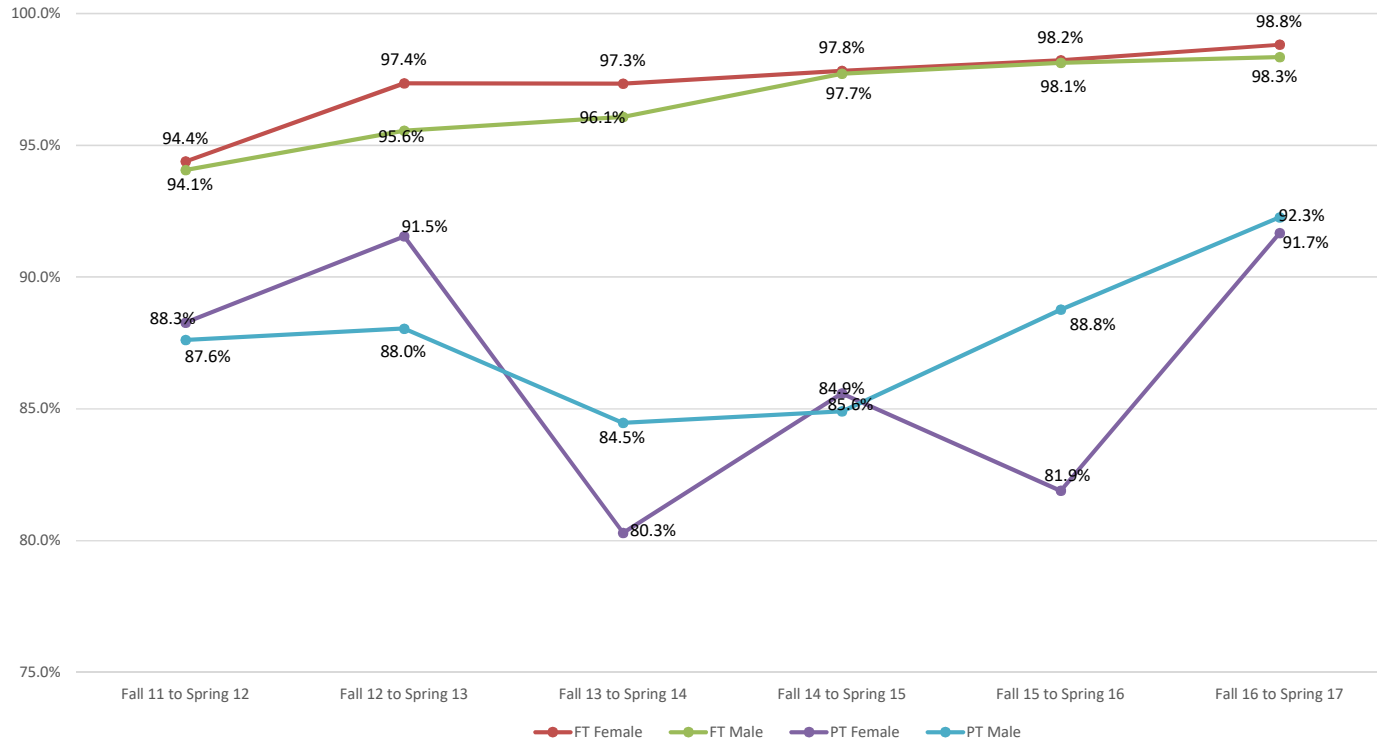
### Official Stats

<b>FT Graduate</b>	94.2%	96.1%	96.5%	97.7%	98.5%	98.1%
<b>PT Graduate</b>	87.8%	88.7%	83.4%	85.1%	86.6%	92.1%
<b>Total Graduate</b>	91.9%	93.6%	93.3%	95.3%	96.4%	97.7%

**Note: Excludes Doctoral Students**



Fall to Spring Graduate Retention Rates by Gender



## Official Stats

Fall 11 to Spring 12   Fall 12 to Spring 13   Fall 13 to Spring 14   Fall 14 to Spring 15   Fall 15 to Spring 16   Fall 16 to Spring 17

FT Female	94.4%	97.4%	97.3%	97.8%	98.2%	98.8%
FT Male	94.1%	95.6%	96.1%	97.7%	98.1%	98.3%
PT Female	88.3%	91.5%	80.3%	85.6%	81.9%	91.7%
PT Male	87.6%	88.0%	84.5%	84.9%	88.8%	92.3%

## Calculations

FT Female	353	405	513	494	553	584
FT Male	856	1032	1128	1243	1569	1490
PT Female	128	130	110	95	95	88
PT Male	474	545	348	270	245	191
Total FT Female	374	416	527	505	563	591
Total FT Male	910	1080	1174	1272	1599	1515
Total PT Female	145	142	137	111	116	96
Total PT Male	541	619	412	318	276	207

Spring 2017 Headcount Report  
as of Census (02-13-2017)

## Undergraduate

				Spring 2016	Spring 2017	% Change Since Last Year
				as of 2/16/2016	as of 2/13/2017	
Brooklyn	Continuing	Regular	Full-time	2080	2190	5.3%
			Part-time	86	85	-1.2%
		Readmits	Full-time	7		-100.0%
			Part-time	2	3	50.0%
	New	Freshmen	Full-time			NA
			Part-time			NA
		Transfers	Full-time	14	7	-50.0%
			Part-time			NA
		Inter-School Transfers	Full-time	2	4	100.0%
			Part-time			NA
	Quick Admits (3+2 Program)	Full-time			NA	
		Part-time			NA	
Totals (Tandon School of Engineering)						
	Total	CON	Full-time	2087	2190	4.9%
			Part-time	88	88	0.0%
		NEW	Full-time	16	11	-31.3%
			Part-time	0	0	NA
		Total	Full-Time	2103	2201	4.7%
			Part-Time	88	88	0.0%
		Total	CON	2175	2278	4.7%
			NEW	16	11	-31.3%
Grand Total (Tandon School of Engineering)				2191	2289	4.5%
Totals with University Visitors						
	Visitors-SU^	Full-time	14	4	-71.4%	
			Part-time	40	19	-52.5%
	^Special Sessions, SoE Exchange & Visitors					
	Grand Total with Visitors			2245	2312	3.0%



## Spring 2017 Headcount Report

as of Census (02-13-2017)

## Graduate

				Spring 2016	Spring 2017	% Change Since Last Year	
				as of 2/16/2016	as of 2/13/2017		
Brooklyn	Continuing	Regular	Full-time	1477	1577	6.8%	
			Part-time	925	1001	8.2%	
		Readmits	Full-time	3		-100.0%	
			Part-time	6		-100.0%	
	New	Regular	Full-time	151	74	-51.0%	
			Part-time	48	21	-56.3%	
		Visitors	Full-time			NA	
			Part-time	15	13	-13.3%	
	Tandon Online and Enterprise Learning	Continuing	Regular	Full-time	9	8	-11.1%
				Part-time	79	63	-20.3%
New		Regular	Full-time	1		-100.0%	
			Part-time	11	16	45.5%	
Totals	Total	Continuing	Full-time	1489	1585	6.4%	
			Part-time	1010	1064	5.3%	
		NEW	Full-time	152	74	-51.3%	
			Part-time	74	50	-32.4%	
	Total		Full-time	1641	1659	1.1%	
			Part-time	1084	1114	2.8%	
	Total	Continuing New		2499	2649	6.0%	
				226	124	-45.1%	
Grand Total				2725	2773	1.8%	



**NYU Tandon Graduate Spring 2017 Seat Count**

Area	Subject	Brooklyn	Manhattan	Undergrads	Undergrads-Manhattan	Undergrads-From Other NYU Schools	From Other NYU Schools	From NYUAD	From NYUSH	Tandon Online	Tandon Online - From Other NYU Schools	Tandon Online - Undergrads	Tandon Online - Undergrads From Other NYU Schools	Tandon Online - From NYUAD	Tandon Online - From NYUSH	To Other NYU Schools	Undergrads-To Other NYU Schools	To NYUAD	To NYUSH	Total GRAD Seats
APH	PH	16		2																18
CBE	BE	70		21																91
	BT	54		9			1													64
	BTE	20		3																23
	CE	66		31																97
	CM	47		22																69
CSE	BI	2								32		3								37
	CS	1105	43	17		3	15			262		8		1	1					1455
CUE	CE	432		14			4			20		1								471
	TR	101		1				3												105
ECE	EL	1239		49			1			184	2	12		1	2					1490
FRE	FRE	1062		5			2													1069
MA	MA	27		7		1														35
MAE	ME	249		30				2												281
TCS	DM	153	12	30		6	14			4	6	8	2		9					244
TMI	IE	161		3						27										191
	MG	973		1		1	10			222	1	1								1209
	MN	22								6										28
WCCD-B	CP	72																		72
Other NYU Schools	zCoN															1				1
	zCUSP															31				31
	zGSAS															199	3			202
	zSPS															48				48
	zSSCEHD															11	4			15
	zSTERN-G															65				65
	zTISCH															12	1			13
	zUC															6				6
	zWSPS-G															4				4
<b>Total GRAD Seats</b>		<b>5871</b>	<b>55</b>	<b>245</b>	<b>0</b>	<b>11</b>	<b>47</b>	<b>5</b>	<b>0</b>	<b>757</b>	<b>9</b>	<b>33</b>	<b>2</b>	<b>2</b>	<b>12</b>	<b>377</b>	<b>8</b>	<b>0</b>	<b>0</b>	<b>7434</b>



**NYU Tandon Graduate Spring 2017 Credit Count**

Area	Subject	Brooklyn	Manhattan	Undergrads	Undergrads-Manhattan	Undergrads-From Other NYU Schools	From Other NYU Schools	From NYUAD	From NYUSH	Tandon Online	Tandon Online - From Other NYU Schools	Tandon Online - Undergrads	Tandon Online - Undergrads From Other NYU Schools	Tandon Online - From NYUAD	Tandon Online - From NYUSH	To Other NYU Schools	Undergrads-To Other NYU Schools	To NYUAD	To NYUSH	Total GRAD Credits
APH	PH	48		6																54.0
CBE	BE	195		61																256.0
	BT	150		24			3													177.0
	BTE	60		9																69.0
	CBE	195		96																291.0
	CM	87		12																99.0
CSE	BI	6								96		9								111.0
	CS	3428	129	51		9	45			786		24		3	3					4478.0
CUE	CE	1299		42			12			60		3								1416.0
	TR	271.5		3				9												283.5
ECE	EL	3431.5		147			3			546	6	36		3	6					4178.5
FRE	FRE	1866		13.5			6													1885.5
MA	MA	90		21		3														114.0
MAE	ME	780		93				6												879.0
TCS	DM	303	36	90		18	42			12	18	24	6		27					576.0
TMI	IE	483		9						81										573.0
	MG	2893.5		3		3	30			634.5	3	3								3570.0
	MN	66								18										84.0
WCCD-B	CP	108																		108.0
Other NYU Schools	zCoN															3				3.0
	zCUSP															93				93.0
	zGSAS															408	7			415.0
	zSPS															60				60.0
	zSSCEHD															18	14			32.0
	zSTERN-G															184.5				184.5
	zTISCH															39	2			41.0
	zUC															12				12.0
	zWSPS-G															7.5				7.5
<b>Total GRAD Credits</b>		<b>15760.5</b>	<b>165</b>	<b>680.5</b>	<b>0</b>	<b>33</b>	<b>141</b>	<b>15</b>	<b>0</b>	<b>2233.5</b>	<b>27</b>	<b>99</b>	<b>6</b>	<b>6</b>	<b>36</b>	<b>825</b>	<b>23</b>	<b>0</b>	<b>0</b>	<b>20050.5</b>



NYU Tandon Undergraduate Seat Count

Area	Subject	Brooklyn	Manhattan	From Other NYU Schools	Grads	Grads - From Other NYU Schools	Tandon Study Abroad	Special Sessions & SoE Exchange	From NYUAD	From NYUSH	Tandon Online	Tandon Online - From Other NYU Schools	Tandon Online - From NYUAD	Tandon Online - From NYUSH	To Other NYU Schools	To NYUAD	To NYUSH	Grads-To Other NYU Schools	Total UGRD Seats
APH	PH	1815		21															1836
CBE	BMS	458			3														461
	CBE	433	1	1					1										436
	CM	1049		4				2											1055
CSE	CS	2336		23				2	34	26									2421
CUE	CE	603		7	7			8	37										662
ECE	EE	1149		10					48										1207
EP	IS						3												3
FRE	FIN	34		2				1	1										38
GE	EG	935		3				12											950
GS	GS	52																	52
MA	MA	1408		5	5			3											1421
MAE	AE	54							4										58
	ME	1157		7					45										1209
TCS	SL	37																	37
	AH	26																	26
	CAM	49		1															50
	DM	297	1	46					8	13									365
	EN	82		1															83
	HI	29																	29
	MD	19																	19
	PL	174		1					2		29	1							207
	PS	59							1										60
	SEG	18																	18
	STS	275		2					1		28								306
	URB	176		9					1										186
TMI	MG	350		3				8	1	1									363
VIP	VIP	38																	38
WCCD-B	CP	4																	4
Other NYU Schools	zAC														1				1
	zCAS														457			1	458
	zCAS-EXPOS														677				677
	zCoD																	1	1
	zGSIS														10				10
	zNYUAD															7			7
	zNYUSH																4		4
	zSPS														20				20
	zSSCEHD														350				350
	zSSSW														2				2
	zSTERN-U														54				54
	zTISCH														57				57
	zUC														4				4
	zWSPS-U														21				21
Total UGRD Seats		13116	2	146	15	0	3	36	184	40	57	1	0	0	1653	7	4	2	15266

**NYU****TANDON SCHOOL  
OF ENGINEERING****NYU Tandon Undergraduate Credit Count**

Area	Subject	Brooklyn	Manhattan	From Other NYU Schools	Grads	Grads - From Other NYU Schools	Tandon Study Abroad	Special Sessions & SoE Exchange	From NYUAD	From NYUSH	Tandon Online	Tandon Online - From Other NYU Schools	Tandon Online - From NYUAD	Tandon Online - From NYUSH	To Other NYU Schools	To NYUAD	To NYUSH	Grads-To Other NYU Schools	Total UGRD Credits
APH	PH	2764		31															2795.0
CBE	BMS	713			4														717.0
	CBE	1235	2	2					3										1242.0
	CM	1897		5				4											1906.0
CSE	CS	5512		55				6	113	70									5756.0
CUE	CE	1327		16	20			17	87										1467.0
ECE	EE	1830		12					87										1929.0
EP	IS						36												36.0
FRE	FIN	102		6				3	3										114.0
GE	EG	935		3				39											977.0
GS	GS																		0.0
MA	MA	4923		20	20			12											4975.0
MAE	AE	162							12										174.0
	ME	2602		12					103										2717.0
TCS	SL																		0.0
	AH	104																	104.0
	CAM	196		4															200.0
	DM	896	1	138					24	39									1098.0
	EN	328		4															332.0
	HI	116																	116.0
	MD	76																	76.0
	PL	696		4					8		116	4							828.0
	PS	236							4										240.0
	SEG	72																	72.0
	STS	1063		6					4		112								1185.0
	URB	704		36					4										744.0
TMI	MG	1231		6				32	4	2									1275.0
VIP	VIP	38																	38.0
WCCD-B	CP	6																	6.0
Other NYU Schools	zAC														12				12.0
	zCAS														1259			4	1263.0
	zCAS-EXPOS														2708				2708.0
	zCoD																	3	3.0
	zGSIS														39				39.0
	zNYUAD															18			18.0
	zNYUSH																14		14.0
	zSPS														76				76.0
	zSSCEHD														747				747.0
	zSSSW														6				6.0
	zSTERN-U														170				170.0
	zTISCH														172				172.0
	zUC														16				16.0
	zWSPS-U														78				78.0
<b>Total UGRD Credits</b>		<b>29764</b>	<b>3</b>	<b>360</b>	<b>44</b>	<b>0</b>	<b>36</b>	<b>113</b>	<b>456</b>	<b>111</b>	<b>228</b>	<b>4</b>	<b>0</b>	<b>0</b>	<b>5283</b>	<b>18</b>	<b>14</b>	<b>7</b>	<b>36441.0</b>



NYU Tandon Spring Graduate Enrollment Comparison as of Census (02-13-2017)

		Spring 2016 2/16/2016			Spring 2017 2/13/2017			% Change		
Calculated_Department Ld	Academic Load	CON	NEW	Grand Total	CON	NEW	Grand Total	% Change in Continuing Students	% Change in New Students	% Change in Total Students
Dept. of Applied Physics	FT	2	1	3	11	1	12	450.0%	0.0%	300.0%
	PT	3		3	1		1	-66.7%	NA	-66.7%
<b>Dept. of Applied Physics Total</b>		<b>5</b>	<b>1</b>	<b>6</b>	<b>12</b>	<b>1</b>	<b>13</b>	<b>140.0%</b>	<b>0.0%</b>	<b>116.7%</b>
Dept. of Chemical & Biomolecular Engineering	FT	88	3	91	68	6	74	-22.7%	100.0%	-18.7%
	PT	35	1	36	43	1	44	22.9%	0.0%	22.2%
<b>Dept. of Chemical &amp; Biomolecular Engineering Total</b>		<b>123</b>	<b>4</b>	<b>127</b>	<b>111</b>	<b>7</b>	<b>118</b>	<b>-9.8%</b>	<b>75.0%</b>	<b>-7.1%</b>
Dept. of Civil & Urban Engineering	FT	127	26	153	153	6	159	20.5%	-76.9%	3.9%
	PT	130	16	146	122	12	134	-6.2%	-25.0%	-8.2%
<b>Dept. of Civil &amp; Urban Engineering Total</b>		<b>257</b>	<b>42</b>	<b>299</b>	<b>275</b>	<b>18</b>	<b>293</b>	<b>7.0%</b>	<b>-57.1%</b>	<b>-2.0%</b>
Dept. of Computer Science & Engineering	FT	345	28	373	343	9	352	-0.6%	-67.9%	-5.6%
	PT	270	11	281	257	7	264	-4.8%	-36.4%	-6.0%
<b>Dept. of Computer Science &amp; Engineering Total</b>		<b>615</b>	<b>39</b>	<b>654</b>	<b>600</b>	<b>16</b>	<b>616</b>	<b>-2.4%</b>	<b>-59.0%</b>	<b>-5.8%</b>
Dept. of Electrical and Computer Engineering	FT	418	31	449	433	18	451	3.6%	-41.9%	0.4%
	PT	230	5	235	285	3	288	23.9%	-40.0%	22.6%
<b>Dept. of Electrical and Computer Engineering Total</b>		<b>648</b>	<b>36</b>	<b>684</b>	<b>718</b>	<b>21</b>	<b>739</b>	<b>10.8%</b>	<b>-41.7%</b>	<b>8.0%</b>
Dept. of Finance and Risk Engineering	FT	105	1	106	149		149	41.9%	-100.0%	40.6%
	PT	135	1	136	82		82	-39.3%	-100.0%	-39.7%
<b>Dept. of Finance and Risk Engineering Total</b>		<b>240</b>	<b>2</b>	<b>242</b>	<b>231</b>		<b>231</b>	<b>-3.8%</b>	<b>-100.0%</b>	<b>-4.5%</b>
Dept. of Mathematics	FT	21		21	18	2	20	-14.3%	NA	-4.8%
	PT	4	2	6	7		7	75.0%	-100.0%	16.7%
<b>Dept. of Mathematics Total</b>		<b>25</b>	<b>2</b>	<b>27</b>	<b>25</b>	<b>2</b>	<b>27</b>	<b>0.0%</b>	<b>0.0%</b>	<b>0.0%</b>
Dept. of Mechanical & Aerospace Engineering	FT	52	7	59	80	3	83	53.8%	-57.1%	40.7%
	PT	28		28	28	1	29	0.0%	NA	3.6%
<b>Dept. of Mechanical &amp; Aerospace Engineering Total</b>		<b>80</b>	<b>7</b>	<b>87</b>	<b>108</b>	<b>4</b>	<b>112</b>	<b>35.0%</b>	<b>-42.9%</b>	<b>28.7%</b>
Dept. of Technology Management & Innovation	FT	306	49	355	301	26	327	-1.6%	-46.9%	-7.9%
	PT	154	21	175	220	10	230	42.9%	-52.4%	31.4%
<b>Dept. of Technology Management &amp; Innovation Total</b>		<b>460</b>	<b>70</b>	<b>530</b>	<b>521</b>	<b>36</b>	<b>557</b>	<b>13.3%</b>	<b>-48.6%</b>	<b>5.1%</b>
Dept. of Technology, Culture & Society	FT	25	6	31	29	3	32	16.0%	-50.0%	3.2%
	PT	20	2	22	19	3	22	-5.0%	50.0%	0.0%
<b>Dept. of Technology, Culture &amp; Society Total</b>		<b>45</b>	<b>8</b>	<b>53</b>	<b>48</b>	<b>6</b>	<b>54</b>	<b>6.7%</b>	<b>-25.0%</b>	<b>1.9%</b>
Visitors	FT							NA	NA	NA
	PT	1	15	16		13	13	-100.0%	-13.3%	-18.8%
<b>Visitors Total</b>		<b>1</b>	<b>15</b>	<b>16</b>		<b>13</b>	<b>13</b>	<b>-100.0%</b>	<b>-13.3%</b>	<b>-18.8%</b>
Total NYU Tandon School of Engineering	FT	1489	152	1641	1585	74	1659	6.4%	-51.3%	1.1%
Graduate Enrollment	PT	1010	74	1084	1064	50	1114	5.3%	-32.4%	2.8%
<b>Overall Total</b>		<b>2499</b>	<b>226</b>	<b>2725</b>	<b>2649</b>	<b>124</b>	<b>2773</b>	<b>6.0%</b>	<b>-45.1%</b>	<b>1.8%</b>



**NYU Tandon Spring Undergraduate Enrollment Comparison as of Census (02-13-2017)**

Department	Academic Load	Spring 2016 2/16/2016			Spring 2017 2/13/2017			% Change		
		CON	NEW	Grand Total	CON	NEW	Grand Total	% Change in Continuing Students	% Change in New Students	% Change in Total Students
Dept. of Applied Physics	FT	45		45	45		45	0.0%	NA	0.0%
	PT	3		3	3		3	0.0%	NA	0.0%
<b>Dept. of Applied Physics Total</b>		<b>48</b>		<b>48</b>	<b>48</b>		<b>48</b>	<b>0.0%</b>	<b>NA</b>	<b>0.0%</b>
Dept. of Chemical & Biomolecular Engineering	FT	344	2	346	364		364	5.8%	-100.0%	5.2%
	PT	9		9	5		5	-44.4%	NA	-44.4%
<b>Dept. of Chemical &amp; Biomolecular Engineering Total</b>		<b>353</b>	<b>2</b>	<b>355</b>	<b>369</b>		<b>369</b>	<b>4.5%</b>	<b>-100.0%</b>	<b>3.9%</b>
Dept. of Civil & Urban Engineering	FT	186	3	189	159	2	161	-14.5%	-33.3%	-14.8%
	PT	16		16	19		19	18.8%	NA	18.8%
<b>Dept. of Civil &amp; Urban Engineering Total</b>		<b>202</b>	<b>3</b>	<b>205</b>	<b>178</b>	<b>2</b>	<b>180</b>	<b>-11.9%</b>	<b>-33.3%</b>	<b>-12.2%</b>
Dept. of Computer Science & Engineering <sup>1</sup>	FT	412	1	413	481		481	16.7%	-100.0%	16.5%
	PT	18		18	19		19	5.6%	NA	5.6%
<b>Dept. of Computer Science &amp; Engineering Total<sup>1</sup></b>		<b>430</b>	<b>1</b>	<b>431</b>	<b>500</b>		<b>500</b>	<b>16.3%</b>	<b>-100.0%</b>	<b>16.0%</b>
BS Computer Engineering <sup>2</sup>	FT	150	2	152	144		144	-4.0%	-100.0%	-5.3%
	PT	4		4	6		6	50.0%	NA	50.0%
<b>BS Computer Engineering Total<sup>2</sup></b>		<b>154</b>	<b>2</b>	<b>156</b>	<b>150</b>		<b>150</b>	<b>-2.6%</b>	<b>-100.0%</b>	<b>-3.8%</b>
BS Electrical and Computer Engineering <sup>3</sup>	FT	75	2	77	68	1	69	-9.3%	-50.0%	-10.4%
	PT	1		1	3		3	200.0%	NA	200.0%
<b>BS Electrical and Computer Engineering Total<sup>3</sup></b>		<b>76</b>	<b>2</b>	<b>78</b>	<b>71</b>	<b>1</b>	<b>72</b>	<b>-6.6%</b>	<b>-50.0%</b>	<b>-7.7%</b>
Dept. of Electrical and Computer Engineering <sup>4</sup>	FT	174		174	141	3	144	-19.0%	NA	-17.2%
	PT	3		3	6		6	100.0%	NA	100.0%
<b>Dept. of Electrical and Computer Engineering Total<sup>4</sup></b>		<b>177</b>		<b>177</b>	<b>147</b>	<b>3</b>	<b>150</b>	<b>-16.9%</b>	<b>NA</b>	<b>-15.3%</b>
Dept. of Mathematics	FT	56		56	46	1	47	-17.9%	NA	-16.1%
	PT	3		3	5		5	66.7%	NA	66.7%
<b>Dept. of Mathematics Total</b>		<b>59</b>		<b>59</b>	<b>51</b>	<b>1</b>	<b>52</b>	<b>-13.6%</b>	<b>NA</b>	<b>-11.9%</b>
Dept. of Mechanical & Aerospace Engineering	FT	362	2	364	404		404	11.6%	-100.0%	11.0%
	PT	26		26	17		17	-34.6%	NA	-34.6%
<b>Dept. of Mechanical &amp; Aerospace Engineering Total</b>		<b>388</b>	<b>2</b>	<b>390</b>	<b>421</b>		<b>421</b>	<b>8.5%</b>	<b>-100.0%</b>	<b>7.9%</b>
Dept. of Technology Management & Innovation	FT	120		120	136	1	137	13.3%	NA	14.2%
	PT	1		1	2		2	100.0%	NA	100.0%
<b>Dept. of Technology Management &amp; Innovation Total</b>		<b>121</b>		<b>121</b>	<b>138</b>	<b>1</b>	<b>139</b>	<b>14.0%</b>	<b>NA</b>	<b>14.9%</b>
Dept. of Technology, Culture & Society	FT	134	4	138	182	2	184	35.8%	-50.0%	33.3%
	PT	3		3	3		3	0.0%	NA	0.0%
<b>Dept. of Technology, Culture &amp; Society Total</b>		<b>137</b>	<b>4</b>	<b>141</b>	<b>185</b>	<b>2</b>	<b>187</b>	<b>35.0%</b>	<b>-50.0%</b>	<b>32.6%</b>
Undeclared	FT	29		29	20	1	21	-31.0%	NA	-27.6%
	PT	1		1				-100.0%	NA	-100.0%
<b>Undeclared Total</b>		<b>30</b>		<b>30</b>	<b>20</b>	<b>1</b>	<b>21</b>	<b>-33.3%</b>	<b>NA</b>	<b>-30.0%</b>
Total NYU Tandon School of Engineering Undergraduate Enrollment	FT	<b>2087</b>	<b>16</b>	<b>2103</b>	<b>2190</b>	<b>11</b>	<b>2201</b>	<b>4.9%</b>	<b>-31.3%</b>	<b>4.7%</b>
	PT	<b>88</b>	<b>0</b>	<b>88</b>	<b>88</b>	<b>0</b>	<b>88</b>	<b>0.0%</b>	<b>NA</b>	<b>0.0%</b>
<b>Overall Total</b>		<b>2175</b>	<b>16</b>	<b>2191</b>	<b>2278</b>	<b>11</b>	<b>2289</b>	<b>4.7%</b>	<b>-31.3%</b>	<b>4.5%</b>

University Visitors	FT		14	14		4	4	NA	-71.4%	-71.4%
	PT		40	40		19	19	NA	-52.5%	-52.5%
<b>Visitors Total</b>			<b>54</b>	<b>54</b>		<b>23</b>	<b>23</b>	<b>NA</b>	<b>-57.4%</b>	<b>-57.4%</b>

1. Computer Science and Engineering Department Totals exclude BS Computer Engineering (One half of enrollment) and BS Electrical and Computer Engineering (one thirds of the enrollment)
2. BS Computer Engineering enrollment is enrollment is equally shared between CSE and ECE.
3. BS Electrical and Computer Engineering enrollment is divided one third CSE and two thirds ECE
4. Electrical and Computer Engineering Department Totals exclude BS Computer Engineering (One half of enrollment) and BS Electrical and Computer Engineering (two thirds of the enrollment)



# Acronym/Glossary

(Page 1 /2)

S.no	Seat/Credit Career	Seat/Credit Count Column Name	Enrollment Description
01	UGRD	Brooklyn	TSOE Students Enrolled in TSOE Courses at Brooklyn Location
02	UGRD	Manhattan	TSOE Students Enrolled in TSOE Courses at Manhattan Location
03	UGRD	From Other NYU Schools	Non-TSOE Students Enrolled in TSOE Courses*
04	UGRD	Grads	TSOE GRAD Students Enrolled in TSOE UGRD Courses
05	UGRD	Grads - From Other NYU Schools	Non-TSOE GRAD Students Enrolled in TSOE UGRD Courses
06	UGRD	Tandon Study Abroad	Study Abroad Enrollment
07	UGRD	Special Sessions & SoE Exchange	Non-TSOE in TSOE Courses
08	UGRD	From NYUAD	NYUAD Students Enrolled in TSOE Courses
09	UGRD	From NYUSH	NYUSH Students Enrolled in TSOE Courses
10	UGRD	Tandon Online	TSOE Students Enrolled in Tandon Online Courses
11	UGRD	Tandon Online - From Other NYU Schools	Non-TSOE Students Enrolled in TSOE Courses
12	UGRD	Tandon Online - From NYUAD	NYUAD Students Enrolled in TSOE Tandon Online Courses
13	UGRD	Tandon Online - From NYUSH	NYUSH Students Enrolled in TSOE Tandon Online Courses
14	UGRD	To Other NYU Schools	TSOE Students Enrolled in Courses at Other NYU Schools*
15	UGRD	To NYUAD	TSOE Students Enrolled in Courses at NYUAD
16	UGRD	To NYUSH	TSOE Students Enrolled in Courses at NYUSH
17	UGRD	Grads-To Other NYU Schools	TSOE GRAD Students Enrolled in UGRD Courses at Other NYU Schools

S.no	Seat/Credit Career	Seat/Credit Count Column Name	Enrollment Description
01	GRAD	Brooklyn	TSOE Students Enrolled in TSOE Courses at Brooklyn Location
02	GRAD	Manhattan	TSOE Students Enrolled in TSOE Courses at Manhattan Location
03	GRAD	Undergrads	TSOE UGRD Students Enrolled in TSOE GRAD Courses at Brooklyn Location
04	GRAD	Undergrads-Manhattan	TSOE UGRD Students Enrolled in TSOE GRAD Courses at Manhattan Location
05	GRAD	Undergrads-From Other NYU Schools	Non-TSOE UGRD Students Enrolled in TSOE GRAD Courses*
06	GRAD	From Other NYU Schools	Non-TSOE Students Enrolled in TSOE Courses*
07	GRAD	From NYUAD	NYUAD UGRD Students in TSOE GRAD Courses
08	GRAD	From NYUSH	NYUSH Students Enrolled in TSOE GRAD Courses
09	GRAD	Tandon Online	TSOE GRAD Students Enrolled in Tandon Online Courses
10	GRAD	Tandon Online - From Other NYU Schools	Non- TSOE GRAD Students Enrolled in Tandon Online Courses
11	GRAD	Tandon Online - Undergrads	TSOE UGRD Students Enrolled in Tandon Online Courses
12	GRAD	Tandon Online - Undergrads From Other NYU Schools	Non-TSOE UGRD Students Enrolled in TSOE GRAD Tandon Online Courses*
13	GRAD	Tandon Online - From NYUAD	NYUAD UGRD Students Enrolled in TSOE GRAD Tandon Online Courses
14	GRAD	Tandon Online - From NYUSH	NYUSH UGRD Students Enrolled in TSOE GRAD Tandon Online Courses
15	GRAD	To Other NYU Schools	TSOE Students Enrolled in Courses at Other NYU Schools*
16	GRAD	Undergrads-To Other NYU Schools	TSOE UGRD Students Enrolled in GRAD Courses at Other NYU Schools*
17	GRAD	To NYUAD	TSOE Students in GRAD Courses at NYUAD
18	GRAD	To NYUSH	TSOE Students in GRAD Courses at NYUSH

UGRD = Undergraduate

GRAD = Graduate

TSOE = Tandon School of Engineering

NYUAD = NYU Abu Dhabi

NYUSH = NYU Shanghai

\* Excludes NYUAD and NYUSH



# Acronym/Glossary

(Page 2 / 2)

Subject Area	Subject Area Home School	Subject Area Home School Department
PH	Tandon School of Engineering	Dept. of Applied Physics (APH)
BE	Tandon School of Engineering	Dept. of Chemical & Biomolecular Engineering (CBE)
BMS	Tandon School of Engineering	Dept. of Chemical & Biomolecular Engineering (CBE)
BT	Tandon School of Engineering	Dept. of Chemical & Biomolecular Engineering (CBE)
BTE	Tandon School of Engineering	Dept. of Chemical & Biomolecular Engineering (CBE)
CBE	Tandon School of Engineering	Dept. of Chemical & Biomolecular Engineering (CBE)
CM	Tandon School of Engineering	Dept. of Chemical & Biomolecular Engineering (CBE)
CE	Tandon School of Engineering	Dept. of Civil & Urban Engineering (CUE)
TR	Tandon School of Engineering	Dept. of Civil & Urban Engineering (CUE)
CS	Tandon School of Engineering	Dept. of Computer Science & Engineering (CSE)
EE	Tandon School of Engineering	Dept. of Electrical & Computer Engineer (ECE)
EL	Tandon School of Engineering	Dept. of Electrical & Computer Engineer (ECE)
FIN	Tandon School of Engineering	Dept. of Finance and Risk Engineering (FRE)
FRE	Tandon School of Engineering	Dept. of Finance and Risk Engineering (FRE)
RSK	Tandon School of Engineering	Dept. of Finance and Risk Engineering (FRE)
EG	Tandon School of Engineering	Dept. of General Engineering (GE)
GS	Tandon School of Engineering	Dept. of General Studies (GS)
BI	Tandon School of Engineering	Dept. of Computer Science & Engineering (CSE)
MA	Tandon School of Engineering	Dept. of Mathematics (MA)
AE	Tandon School of Engineering	Dept. of Mechanical & Aerospace Engineering (MAE)
ME	Tandon School of Engineering	Dept. of Mechanical & Aerospace Engineering (MAE)
MT	Tandon School of Engineering	Dept. of Mechanical & Aerospace Engineering (MAE)
SL	Tandon School of Engineering	Dept. of Student Life (SL)
IE	Tandon School of Engineering	Dept. of Technology Management & Innovation (TMI)
MG	Tandon School of Engineering	Dept. of Technology Management & Innovation (TMI)
MN	Tandon School of Engineering	Dept. of Technology Management & Innovation (TMI)
AH	Tandon School of Engineering	Dept. of Technology, Culture & Society (TCS)
CAM	Tandon School of Engineering	Dept. of Technology, Culture & Society (TCS)
DM	Tandon School of Engineering	Dept. of Technology, Culture & Society (TCS)
EN	Tandon School of Engineering	Dept. of Technology, Culture & Society (TCS)
HI	Tandon School of Engineering	Dept. of Technology, Culture & Society (TCS)
MD	Tandon School of Engineering	Dept. of Technology, Culture & Society (TCS)
PL	Tandon School of Engineering	Dept. of Technology, Culture & Society (TCS)
PS	Tandon School of Engineering	Dept. of Technology, Culture & Society (TCS)
SEG	Tandon School of Engineering	Dept. of Technology, Culture & Society (TCS)
STS	Tandon School of Engineering	Dept. of Technology, Culture & Society (TCS)
URB	Tandon School of Engineering	Dept. of Technology, Culture & Society (TCS)
EX	Tandon School of Engineering	Registrar
MAINT	Tandon School of Engineering	Registrar
RE	Tandon School of Engineering	Registrar
HE	Tandon School of Engineering	TSOE Undergraduate Academics (UA)
CP	Tandon School of Engineering	Wasserman Center for Career Development (WCCD-B)
IS	Tandon School of Engineering - Exchange Program (EP)	
VIP	Tandon School of Engineering - Vertically Integrated Projects (VIP)	
zAC	Administrative College	
zCAS	College of Arts and Science	
zCAS-EXPOS	College of Arts and Science - Expository Writing	
zCoN	College of Nursing	
zCUSP	Ctr for Urban Sci and Progress	
zGSAS	Graduate School Arts & Science	
zGSIS	Gallatin Schl Individual Stdy	
zNYU-AC	Administrative College	
zNYUAD	NYU Abu Dhabi	
zNYUSH	NYU Shanghai Undergraduate	
zSL	School of Law	
zSPS	Sch Profsnl Std	
zSSCEHD	Steinhardt Sch Cult Ed Hum Dev	
zSSSW	Silver School of Social Work	
zSTERN-G	Stern Schl Business-Grad Div	
zSTERN-U	Stern Schl Business-Undergrad	
zTISCH	Tisch School of the Arts	
zUC	University College Undergrad	
zWSPS-G	Wagner Grad Schl Public Srvc	
zWSPS-U	Wagner Schl Public Srvc UGRD	

## Acronym

(Enrollment Headcount Report)

UGRD = Undergraduate

GRAD = Graduate

TSOE = Tandon School of Engineering

**Freshmen\*** = Summer New Freshmen students are included in Fall New Freshmen cohort as per IPEDS

UGRD Quick Admits (3+2 Program) = These students start at College of Arts & Science (zCAS) and after completing 3 years they are admitted to TSOE and receive dual degrees (one from zCAS and the other from TSOE)

**Transfers :** Non-NYU New Transfer Students

**Inter-School Transfers:** Non-TSOE Students from other-NYU schools matriculated into TSOE Academic Programs

**Visitors-SU** = General Visiting Student, Global Programs Exchange, Science without Borders and Urban Assembly Institute of Math & Science for Young Women